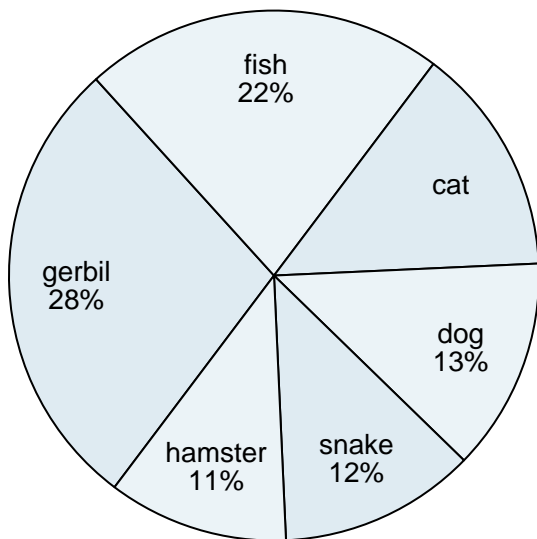




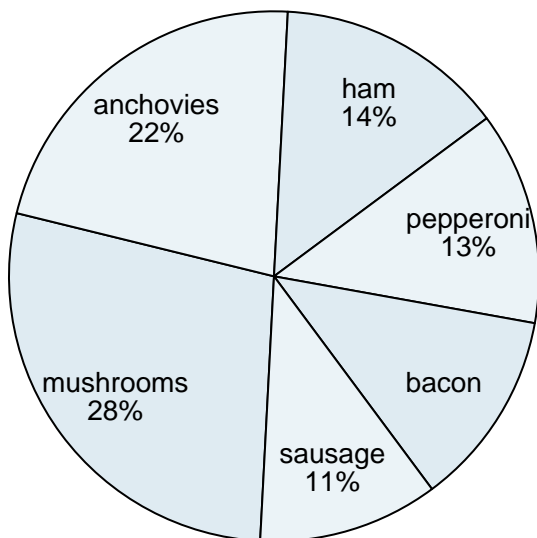
Use the graph to solve.

Favorite Pet



- 1) What percent of people preferred either the snake or the hamster?
- 2) Which two pets did about half the people say was their favorite?
- 3) What percent of people said the cat was their favorite pet?
- 4) Which pet did the greatest number of people like?
- 5) Which pet did the least amount of people say was their favorite?

Favorite Pizza Topping



- 6) What percent of people said bacon was their favorite?
- 7) What percent of people said either ham or pepperoni was their favorite?
- 8) Which topping was the least popular?

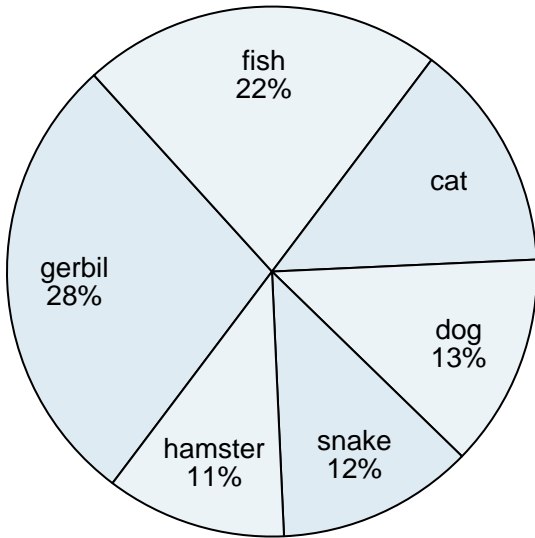
**Answers**

1. \_\_\_\_\_
2. \_\_\_\_\_
3. \_\_\_\_\_
4. \_\_\_\_\_
5. \_\_\_\_\_
6. \_\_\_\_\_
7. \_\_\_\_\_
8. \_\_\_\_\_
9. \_\_\_\_\_
10. \_\_\_\_\_



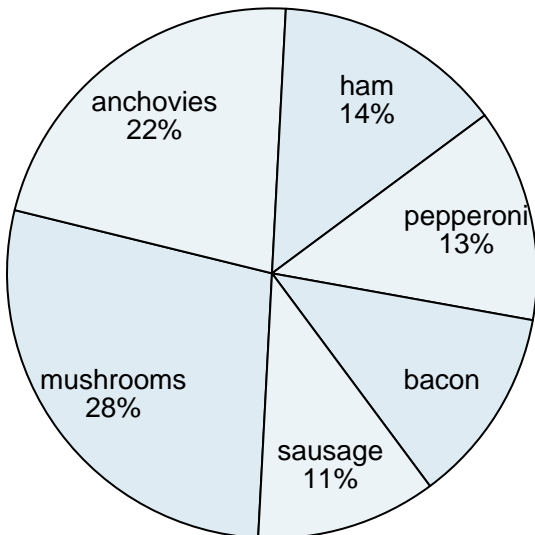
Use the graph to solve.

Favorite Pet



- 1) What percent of people preferred either the snake or the hamster?
- 2) Which two pets did about half the people say was their favorite?
- 3) What percent of people said the cat was their favorite pet?
- 4) Which pet did the greatest number of people like?
- 5) Which pet did the least amount of people say was their favorite?

Favorite Pizza Topping



- 6) What percent of people said bacon was their favorite?
- 7) What percent of people said either ham or pepperoni was their favorite?
- 8) Which topping was the least popular?

**Answers**

1. **23%**
2. **23%**
3. **14%**
4. **14%**
5. **14%**
6. **12%**
7. **27%**
8. **27%**
9. **27%**
10. **27%**